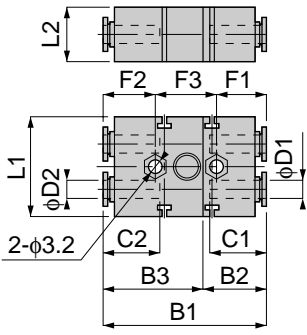


Tube Fitting Series Connector



Straight

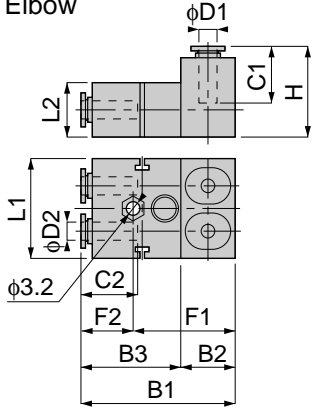


unit:mm

Model	Tube dia. φD1	Tube dia. φD2	B1	B2	B3	L1	L2	C1	C2	F1	F2	F3	Mass (g)	Orifice (φ mm)	Eff. a. (mm ²)
QC 3-3M	3	3	36.5	14	22.5	22	12	11.5	11	11	12	14	10.5	2.5	2.6
QC 3-4M		4							11.5	11.5					
QC 3-6M		6							11.5	11.5					
QC 4-3M	4	3	36.5	14	22.5	22	12	11.5	11	11	12	14	10.5	2.5	2.6
QC 4-4M		4							11.5	11.5				3	4.2
QC 4-6M		6							11.5	11.5				4.3	
QC 6-3M	6	3	37	14.5	22.5	22	12	12	11	11	12	14	11	2.5	2.6
QC 6-4M		4							10.5	3				4.2	
QC 6-6M		6							12	4				10.4	
QC 6-6	6	6	54.5	21	33.5	29	17	17	17	17.5	17.5	19.5	27.5	5	10.9
QC 6-8		8							18.5	17.5	17.5	19.5	29		16.3
QC 8-6		6							18.5	17.5	17.5	19.5	28.5		5
QC 8-8	8	17	17.5	17.5	19.5	30									



Elbow

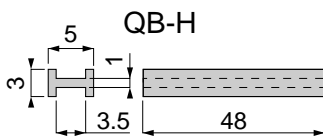
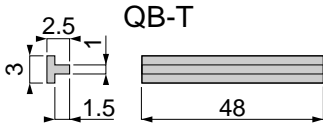


unit:mm

Model	Tube dia. φD1	Tube dia. φD2	B1	B2	B3	L1	L2	C1	C2	H	F1	F2	Mass (g)	Orifice (φ mm)	Eff. a. (mm ²)
QC 3L-3M	3	3	34.5	12	22.5	22	12	11	11	20	23	12	12	2.5	2.3
QC 3L-4M		4							11.5						2.6
QC 3L-6M		6							11.5						2.6
QC 4L-3M	4	3	34.5	12	22.5	22	12	11	11	20	23	12	11.5	2.5	2.6
QC 4L-4M		4							11.5					3	4
QC 4L-6M		6							11.5					3.6	
QC 6L-3M	6	3	34.5	12	22.5	22	12	11.5	11	20.5	23	12	12	2.5	2.6
QC 6L-4M		4							11.5					3	4.2
QC 6L-6M		6							11.5					4	8.8
QC 6L-6	6	6	50.5	17	33.5	29	17	17	17	30.5	33	17.5	30	5	9.9
QC 6L-8		8							18.5				31		10.9
QC 8L-6		6							17				31		9.5
QC 8L-8	8	18.5	32.5	13.3											



Connector Band



unit:mm

Model	Mass (g)
QB-T	0.5
QB-H	0.5

