

Pressure Gauge 40 type

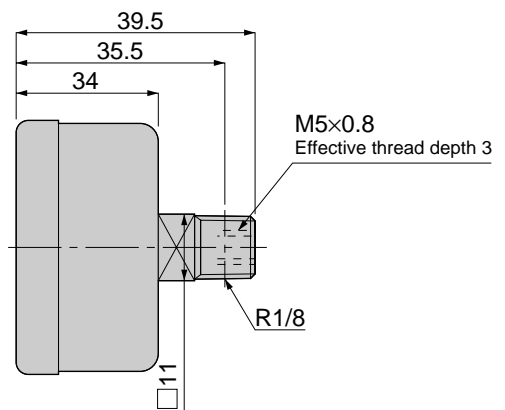
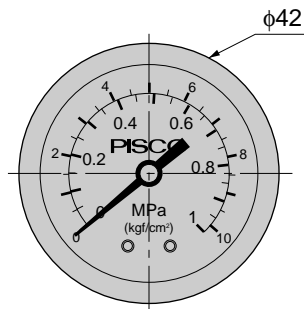
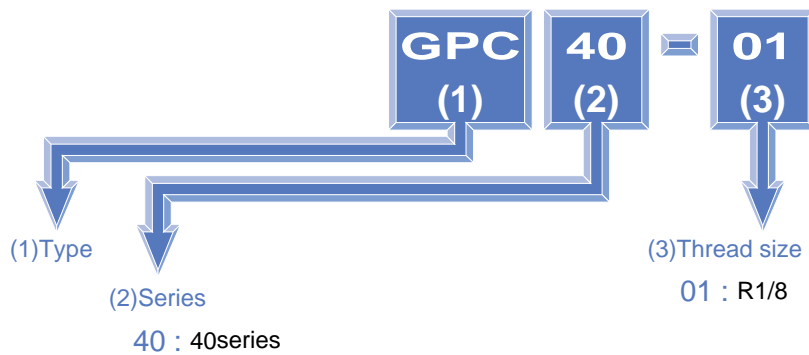
Characteristics

- The body is light and compact.
- The double scale provides pressure readings in MPa and kgf/cm².

Specifications

Fluid admitted	Air
Indicated pressure range	0~145psi (0~1MPa)
Service temperature range	41~140°F (5~60°C)
Accuracy	JIS 4.0 class or equivalent
Scale angle	518°F (270°)

Model Designation (Example)



Unit: mm

Model	Weight (g)
GPC 40-01	58